



LAGUARDIA
R12 · CLASS III

ABALOS
R12 · CLASS III

LOGROÑO
R12 · CLASS III

BRIONES
R12 · CLASS III

NAJERA
R12 · CLASS III

HARO
R12 · CLASS III

6
COLORES

LOGROÑO · HARO · NAJERA
LAGUARDIA · BRIONES · ABALOS

3
FORMATOS

21x60 · 8"x23,6"
10,5x60 · 4"x23,6"
10,5x59 · 4"x23,1"

1
SUPERFICIES

fine **RESISTANCE** ▶ R12 - Class III

13
PIEZAS ESPECIALES

ÁNGULO PELDAÑO ANGULAR
PELDAÑO ANGULAR
ZÓCALO · ZANQUÍN
MEDIA CAÑA
COMP. EXTERIOR MEDIA CAÑA
COMP. INTERIOR MEDIA CAÑA
CUBRECANTO
COMP. EXTERIOR MEDIA CUBRECANTO
COMP. INTERIOR MEDIA CUBRECANTO
BORDE PISCINA
BORDE PISCINA ESQUINA INTERIOR
BORDE PISCINA ESQUINA EXTERIOR

EVOLUTION
EXTRUDED PORCELAIN TILE

inklinker
NEWTECH

AntiSlip

MODULAR

| SUPERFICIE | RESISTE LA FLEXIÓN | RESISTE EL DESGASTE | RESISTE EL RAYADO | ANTIDESLIZANTE | ANTID. TORTUS | MANCHAS | ABSORCIÓN | DILATACIÓN |
|------------------------|--------------------|---------------------|-------------------|------------------|---------------|-------------------|-----------|----------------------------|
| fine RESISTANCE | 33 N / mn2 | PEI (III · IV) | MOHS · 9 | Class III · R 12 | 0,75 - 0,62 | Class 5 · class A | 0,1% | 6,6* 10 ⁻⁶ / °C |

NATUCER

21X60

RIOJA

RIOJA LOGROÑO · 21 x 60
BORDE PISCINA LOGROÑO · 30 x 36/4
BORDE PISCINA ESQUINA INT. LOGROÑO · 51,2 x 51,2
PELDAÑO ANGULAR LOGROÑO · 32 x 32/4

fine **RESISTANCE**
R12 - Class III

21X60

RIOJA

RIOJA HARO • 21 x 60

fine **RESISTANCE**
R12 - Class III



PANAL GRIS • 15 x 17
PANAL CIMENT • 15 x 17
PANAL BLUISH • 15 x 17

Comfort floor



RIOJA

21X60
10,5X60

RIOJA LAGUARDIA · 21 x 60
RIOJA LAGUARDIA · 10,5 x 60

fine **RESISTANCE**
R12 - Class III




CENEF A CEMENTI QUATRO TRAB · 18 x 18
ESQUINA CEMENTI QUATRO TRAB · 18 x 18
CENTRO CEMENTI QUATRO TRAB · 18 x 18

Comfort floor



△
RIOJA BRIONES · 21 x 60
RIOJA BRIONES · 10,5 x 60

fine **RESISTANCE**
R12 - Class III



RIOJA NAJERA · 21 x 60
PELDAÑO ANG. NAJERA · 32 x 32/4 ▷

fine **RESISTANCE**
R12 - Class III



DECOR FRONTAL VE-FOREST · 15 x 32

10,5X59

10,5X60

21X60

RIOJA

RIOJA CURVA NAJERA • 10,5 x 59
RIOJA NAJERA • 10,5 x 60

RIOJA HARO • 21 x 60

fine **RESISTANCE**
R12 - Class III





RIOJA

21 X 60
10,5 X 60

RIOJA ABALOS · 21 x 60
RIOJA ABALOS · 10,5 x 60

fine **RESISTANCE**
R12 - Class III



CEMENTI OTTO MED · 17 x 17
TACO CEMENTI OTTO MED GRIS · 7 x 7

Comfort floor



EVOLUTION
EXTRUDED PORCELAIN TILE

inklinker
NEW TECH

AntiSlip

EXTERIOR CLASS III
UNE-EN 12633:2003

PE GRES EXTRUSIONADO PORCELÁNICO
PORCELAIN EXTRUDED TILE

PAVIMENTO DE EXTERIOR
OUTDOOR FLOOR TILE

RESISTENCIA A LA HELADA
FROST PROOF

SIN MANTENIMIENTO
NO MAINTENANCE

SUPERFICIE MATE
MATT SURFACE

DESTONIFICADO ARMONIOSO
CONTROLLED DESTONIFICATION

RESISTENCIA A ÁCIDOS Y BASES
RESISTANCE TO ACIDS AND BASES

RESISTENTE AL DESGASTE
WEAR RESISTANCE

RESISTENCIA AL RAYADO
SCRATCH RESISTANCE

ANTIDESLIZANTE
ANTISLIP

MODULARIDAD
MODULARITY

- 6** COLORES
- 3** FORMATOS
- 1** SUPERFICIE
- 13** PIEZAS ESPECIALES

LOGROÑO · HARO · NAJERA · LAGUARDIA · BRIONES · ABALOS

21x60 · 8"x23,6" · 10,5x60 · 4"x23,6" · 10,5x59 · 4"x23,1"

fine **RESISTANCE R12 - Class III**

ÁNG. PELDAÑO ANGULAR · PELDAÑO ANGULAR · ZÓCALO · ZANQUÍN · MEDIA CAÑA · COMP. EXT. MEDIA CAÑA · COMP. INT. MEDIA CAÑA
CUBRECANTO · COMP. EXT. CUBRECANTO · COMP. INT. CUBRECANTO · BORDE PISCINA · BORDE PISCINA ESQUINA INT. · BORDE PISCINA ESQUINA EXT.

RIOJA LOGROÑO



RIOJA LAGUARDIA



RIOJA HARO



RIOJA BRIONES



RIOJA NAJERA



RIOJA ABALOS



fine RESISTANCE ▶ R12 - Clase III



RIOJA HARO
21 x 60 (G 56) 8" x 23,6"
10,5 x 60 (G 27) 4" x 23,6"
m²



RIOJA LOGROÑO
21 x 60 (G 56) 8" x 23,6"
10,5 x 60 (G 27) 4" x 23,6"
m²



RIOJA LAGUARDIA
21 x 60 (G 56) 8" x 23,6"
10,5 x 60 (G 27) 4" x 23,6"
m²



RIOJA BRIONES
21 x 60 (G 56) 8" x 23,6"
10,5 x 60 (G 27) 4" x 23,6"
m²



RIOJA ABALOS
21 x 60 (G 56) 8" x 23,6"
10,5 x 60 (G 27) 4" x 23,6"
m²



RIOJA NAJERA
21 x 60 (G 56) 8" x 23,6"
10,5 x 60 (G 27) 4" x 23,6"
m²

REVESTIMIENTO
WALL TILE



RIOJA CURVO HARO
10,5 x 59 (G 17) 4" x 23,1"



RIOJA CURVO NAJERA
10,5 x 59 (G 17) 4" x 23,1"

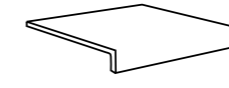


RIOJA CURVO LAGUARDIA
10,5 x 59 (G 17) 4" x 23,1"

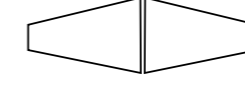


RIOJA CURVO ABALOS
10,5 x 59 (G 17) 4" x 23,1"


PIEZAS ESPECIALES · SPECIAL PIECES Disponible en todos los colores · Available in all colors



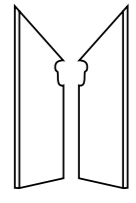
PELDAÑO ANG.
32 x 32/4 (G 17) 13" x 13"



ÁNGULO PELDAÑO ANGULAR
32 x 46/4 (G 18x2PZ) 13" x 18"

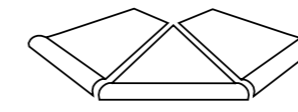


ZÓCALO
9 x 30 (G 06) 4" x 11,8"

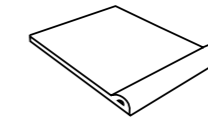


ZANQUÍN IZQ. / DRCH.
9 x 30 (G 09) 4" x 11,8"

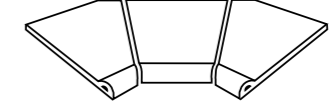
Disponible en HARO · BRIONES · ABALOS · LOGROÑO · LAGUARDIA · Available in HARO · BRIONES · ABALOS · LOGROÑO · LAGUARDIA



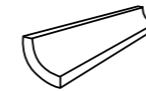
BORDE PISCINA ESQUINA EXT. RIOJA
51,2 x 51,2 (G 62 x juego) 20,1" x 20,1"



BORDE PISCINA RIOJA
30 x 36/4 (G 19) 11,8" x 14"



BORDE PISCINA ESQUINA INT. RIOJA
51,2 x 51,2 (G 62 x juego) 20,1" x 20,1"



MEDIA CAÑA INT.
4 x 30/4 (G 12) 1,5" x 11,8" x 1,5"
4 x 22,5/4 (G 12) 1,5" x 8,8" x 1,5"



COMP. INTERIOR MEDIA CAÑA
4 x 4 (G 17) 1,5" x 1,5"



COMP. EXTERIOR MEDIA CAÑA
4 x 4 (G 17) 1,5" x 1,5"



CUBRECANTO
4 x 30/4 (G 13) 1,5" x 11,8" x 1,5"
4 x 22,5/4 (G 13) 1,5" x 8,8" x 1,5"



COMP. INTERIOR CUBRECANTO
4 x 4 (G 17) 1,5" x 1,5"



COMP. EXTERIOR CUBRECANTO
4 x 4 (G 17) 1,5" x 1,5"

PACKING BASES

| FORMATO | PULGADAS | PZ/CAJA | M ² | CAJA/PLT | PESO/CAJA | PESO/PLT |
|-----------|------------|---------|----------------|----------|-----------|----------|
| 21 x 60 | 8" x 23,6" | 8 | 1 | 72 | 23,17 | 1.682 |
| 10,5 x 60 | 4" x 23,6" | 16 | 1 | 72 | 23,17 | 1.682 |
| 10,5 x 59 | 4" x 23,1" | 14 | 0,87 | 36 | 19,98 | 734 |

PACKING PIEZAS ESPECIALES

| FORMATO | PULGADAS | PZ/CAJA | ML | CAJA/PLT | PESO/CAJA | PESO/PLT |
|---------------------------|-------------|---------|------|----------|-----------|----------|
| PELD. ANG. 32 x 32/4 | 13" x 13" | 6 | 1,92 | 44 | 16,18 | 725 |
| ZÓCALO 9 x 30 | 4" x 11,8" | 30 | 9 | 48 | 19,6 | 955 |
| ZANQUÍN 9 x 30 | 4" x 11,8" | 30 | 9 | 48 | 19,6 | - |
| ANG. PELD. ANG. 32 x 46/4 | 13" x 18" | 2 | 0,32 | 90 | 3,20 | 300 |
| BORDE PISCINA 30 x 36/4 | 11,8" x 14" | 4 | 1,2 | 44 | 20,9 | 934 |

PACKING PIEZAS ESPECIALES

| FORMATO | PULGADAS | PZ/CAJA | ML | CAJA/PLT | PESO/CAJA | PESO/PLT |
|--------------------------------|---------------------|---------|------|----------|-----------|----------|
| B. PISC. ESQ. EXT. 51,2 x 51,2 | 20,1" x 20,1" | 1 | 0,51 | 18 | 12,71 | 245 |
| B. PISC. ESQ. INT. 51,2 x 51,2 | 20,1" x 20,1" | 1 | 0,51 | 18 | 12,71 | 245 |
| MEDIA CAÑA INT. 4 x 30/4 | 1,5" x 11,8" x 1,5" | 22 | 6,6 | - | 9,91 | - |
| MEDIA CAÑA INT. 4 x 22,5/4 | 1,5" x 8,8" x 1,5" | 22 | 4,62 | - | 7,58 | - |
| COMP. EXT. MEDIA CAÑA 4 x 4 | 1,5" x 1,5" | 20 | 0,6 | - | 1,34 | - |
| COMP. INT. MEDIA CAÑA 4 x 4 | 1,5" x 1,5" | 20 | 0,66 | - | 1,84 | - |
| CUBRECANTO 4 x 30/4 | 1,5" x 11,8" x 1,5" | 26 | 7,8 | - | 7,33 | - |
| CUBRECANTO 4 x 22,5/4 | 1,5" x 8,8" x 1,5" | 26 | 5,46 | - | 5,56 | - |
| COMP. EXT. CUBRECANTO 4 x 4 | 1,5" x 1,5" | 25 | 0,83 | - | 0,55 | - |
| COMP. INT. CUBRECANTO 4 x 4 | 1,5" x 1,5" | 10 | 0,33 | - | 0,85 | - |

21X57 PLUME

EVOLUTION
EXTRUDED PORCELAIN TILE

inklinker
NEW TECH

AntiSlip

PLUME + CEMENTI



PLUME LAGUARDIA • 21 x 57

fine **RESISTANCE**
R12 - Class III

C. CEMENTI QUATRO TRAB • 18 x 18

Comfort floor



COLORES DISPONIBLES · AVAILABLE COLORS PIECES



IDEAS DE COMPOSICIÓN · COMPOSITION IDEAS




PLUME + CEMENTI



PLUME + CEMENTI
18 x 18 · 7" x 7" + 21 x 57 · 8" x 22"
(G 64)
m²

PLUME + PAVIMENTO



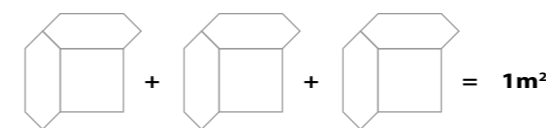
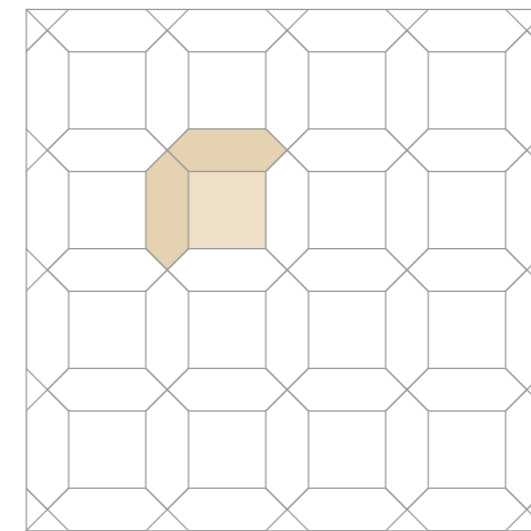
PLUME + PAVIMENTO
36 x 36 · 14" x 14" + 21 x 57 · 8" x 22"
18 x 18 · 7" x 7" + 21 x 57 · 8" x 22"
(G 59)
m²

PLUME + EUROPE



PLUME + EUROPE
18 x 18 · 7" x 7" + 21 x 57 · 8" x 22"
(G 60)
m²

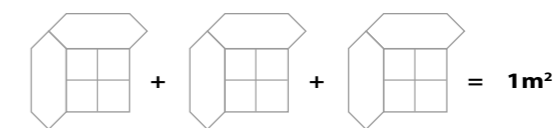
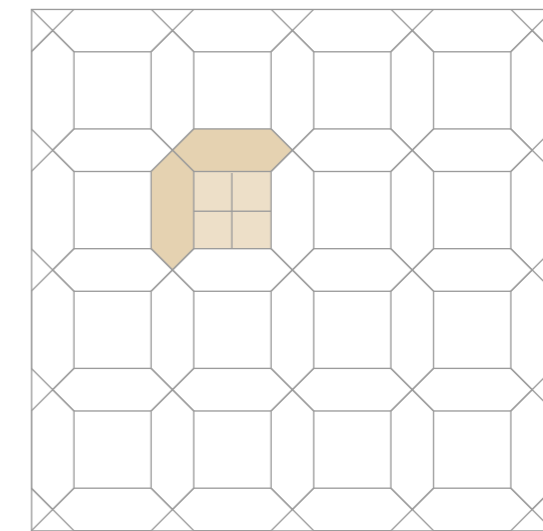
COMPOSICIÓN A



1m² = 6,06 piezas de 21x57* / 3,03 piezas de 36x36*

| FORMATO | PULGADAS | PZ/CAJA | CAJA/PLT | Kg/CAJA | Kg/PLT |
|---------|-----------|---------|----------|---------|--------|
| 21 x 57 | 8" x 22" | 10 | 48 | 25 | 1.214 |
| 36 x 36 | 14" x 14" | 8 | 48 | 20,70 | 1.007 |

COMPOSICIÓN B



1m² = 6,06 piezas de 21x57* / 12,12 piezas de 18x18*

| FORMATO | PULGADAS | PZ/CAJA | CAJA/PLT | Kg/CAJA | Kg/PLT |
|---------|----------|---------|----------|---------|--------|
| 21 x 57 | 8" x 22" | 10 | 48 | 25 | 1.214 |
| 18 x 18 | 7" x 7" | 30 | 72 | 21,3 | 1.555 |

*CADA FORMATO SE SUMINISTRA EN CAJAS DIFERENTES

*EACH FORMAT IS SUPPLIED IN DIFFERENT BOXES