

COLUMBIA

33x33 cm.

Esmaltados Glazed Tiles





Beige



Aguamarina



	ESMALTADO GLAZED	
	Características dimensionales Dimension tolerance	<1,25% - máx 2 mm.
	Absorción de agua Water absorption	3<E≠6%
	Coef. Dilatación termica lineal Linear thermal expansion coefficient	3,8x10 ⁻⁶ xC ⁻¹
	Resistencia a la flexión Breaking Strength	20N/mm ²
	Resistencia a la abrasión superficial Resistance to surface abrasion	PEI 3-4
	Desgaste transito peatonal Erosion to pedestrian transit	H4
	Resistencia a las manchas Resistance to stains	clase 5 class 5
	Péndulo (CTE) Not required out of Spain	clase 2 class 2
	A pie descalzo Barefoot slip resistance	B
	A pie calzado Slip resistance with footwear	R10
	Resistencia al cuarteo Crazing resistance	si/yes
	Extrusión Extruded tiles	✓
	Resistencia a la helada Frost resistance	✓
	Resistencia al choque térmico Resistance to thermal shock	✓
	Resistencia química Chemical resistance	✓

COLUMBIA 33x33 cm.

Colores / Colors



Beige



Aguamarina

Base 33x33 Tile 33x33


Beige Cod. 901656 · [MC510]

Aguamarina Cod. 901657 · [MC510]



	Espesor (mm) Thickness (mm)	U.M.*	U.M./caja U.M./box	U.M./Palet U.M./Pallet	Pzs./U.M. Pcs./U.M.	Pzs./caja Pcs/box	Kg./U.M. Kg./U.M.	Kg./caja Kg./box	Kg./Palet Kg./Pallet
Base 33x33 Tile 33x33	16	m ² sqm	0,66	42,624	9	6	32,6	21,75	1391

*Unidad de Medida. Los artículos medidos en M² o ML se sirven contando la junta normal entre piezas
 *Unit of measure. Items measured in SQM or LM are delivered assuming average joint between pieces



COLUMBIA Piezas especiales Special pieces

Colores / Colors




Beige



Aguamarina

Peldaño 24-33 Stair-tread 24-33


Beige Cod. 901659 · [PZ275]
Aguamarina Cod. 901660 · [PZ275]



[325x330x18 mm.]

Esquina ref.24 Stair-tread corner ref.24

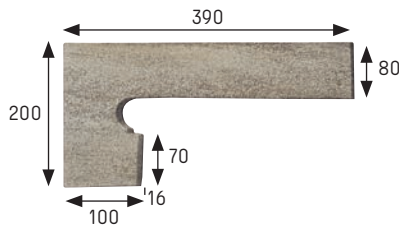
Beige Cod. 901662 · [PZ555]
Aguamarina Cod. 901663 · [PZ555]



[330x330x18 mm.]

Zanquín izda. String left side

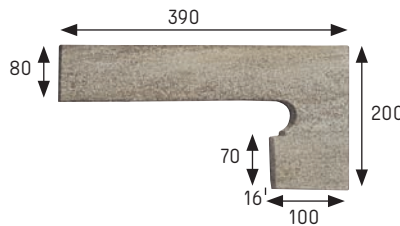
Beige Cod. 901665 · [PZ160]
Aguamarina Cod. 901666 · [PZ160]



[390x80/200x100 x16 mm.]

Zanquín dcha. String right side


Beige Cod. 901668 · [PZ160]
Aguamarina Cod. 901669 · [PZ160]



[390x80/200x100 x16 mm.]

Rodapié 33 Skirting board 33


Beige Cod. 901671 · [ML160]
Aguamarina Cod. 901672 · [ML160]



[325x80x16 mm.]

Borde desbordante Overflowing edge


Beige Cod. 901674 · [PZ245]
Aguamarina Cod. 901675 · [PZ245]



[325x330x26/22 mm.]

Esq. int. borde desbordante Overflowing internal edge


Beige Cod. 901961 · [JG395]
Aguamarina Cod. 901956 · [JG395]



[330x444x119 x26 mm.]

Esq. ext. borde desbordante Overflowing external edge


Beige Cod. 901962 · [JG395]
Aguamarina Cod. 901957 · [JG395]



[330x353x26 x22 mm.]

Rejilla cerámica monocompact Monocompact ceramic grid


Beige Cod. 902976 · [PZ645]
Aguamarina Cod. 902977 · [PZ645]



[325x244x25 mm.]

Esquina rejilla Corner grid


Beige Cod. 901494 · [JG750]
Aguamarina Cod. 901493 · [JG750]



[293x244x25 x80 mm.]

Canaleta* Overflow channel

Beige Cod. 901894 · [PZ250]
Aguamarina Cod. 901895 · [PZ250]



[325x325x30 mm.] * Disponible Canaleta con desagüe
* Available Overflow channel with drainage

Anchura recomendada de la junta de colocación: 6 - 8 mm
A 6 - 8 mm wide installation joint is recommended.



Beige 33x33

	Espesor (mm) Thickness (mm)	U.M.*	U.M./caja U.M./box	U.M./Palet U.M./Pallet	Pzs./U.M. Pcs./U.M.	Pzs./caja Pcs/box	Kg./U.M. Kg./U.M.	Kg./caja Kg./box	Kg./Palet Kg./Pallet
Peldaño 24-33 Stair-tread 24-33	18	Pz. Pc.	6	216	1	6	4,4	26,4	950
Esquina ref. 24 Stair-tread corner ref.24	18	Pz. Pc.	2	60	1	2	6	12	360
Zanquin izda. String left	16	Pz. Pc.	10	300	1	10	1,3	13	390
Zanquin dcha. String right	16	Pz. Pc.	10	300	1	10	1,3	13	390
Rodapié Skirting board	16	ml lm	8	576	3	24	2,3	18,4	1325
Borde desbordante Overflowing edge	22-26	Pz. Pc.	4	128	1	4	5	20	640
Esq. int. borde desbordante Overflowing internal edge	26	Jg. Set	2	-	2	4	8	16	-
Esq. ext. borde desbordante Overflowing external edge	26	Jg. Set	2	-	2	4	5,4	10,8	-
Rejilla cerámica monocompact Monocompact ceramic grid	25	Pz. Pc.	6	378	1	6	3,58	21,5	-
Esquina rejilla Corner grid	25	Set Set	3	-	2	6	4,69	14,07	-
Canaleta Overflow chanel	30	Pz. Pc.	3	99	1	3	4,43	13,3	438,6

*Unidad de Medida. Los artículos medidos en M² o ML se sirven contando la junta normal entre piezas

*Unit of measure. Items measured in SQM or LM are delivered assuming average joint between pieces