

# NATURALES CLASSIC 33x33cm.

Naturales Natural Tiles







Mali



Aneto



Arán



NATURAL  
UNGLAZED



Características dimensionales  
Dimension tolerance

<1,25% -  
máx 2 mm.



Absorción de agua  
Water absorption

3<E≠6%



Coef. Dilatación térmica lineal  
Linear thermal expansion coefficient

3,8x10<sup>-6</sup>xC<sup>-1</sup>



Resistencia a la flexión  
Breaking Strength

20 N/mm<sup>2</sup>



Resistencia a la abrasión profunda  
Resistance to deep abrasion

<393 mm<sup>3</sup>



Resistencia al rayado (método Mohs)  
Scratch hardness of surface (Mohs  
Method)

6



Resistencia a las manchas  
Resistance to stains

clase 4 a 5  
class 4 a 5



Péndulo (CTE)  
Not required out of Spain

clase 3  
class 3



A pie descalzo  
Barefoot slip resistance

C



A pie calzado  
Slip resistance with footwear

R11



Extrusión  
Extruded tiles

✓



Resistencia a la helada  
Frost resistance

✓



Resistencia al choque térmico  
Resistance to thermal shock

✓



Resistencia química  
Chemical resistance

✓


# NATURALES CLASSIC

33x33cm.

Colores / Colors



Mali




Aneto



Arán

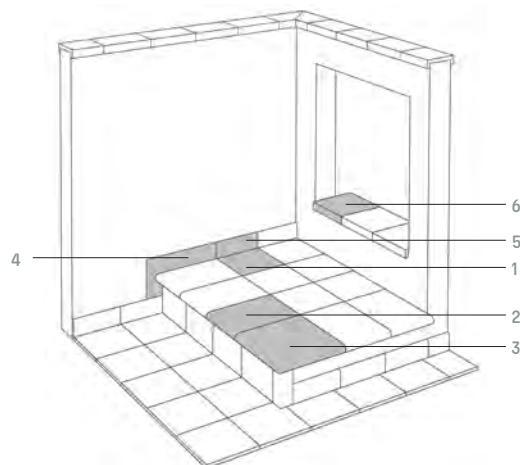
## Base 33x33 Tile 33x33

<b>Mali</b>	Cod. 901251 · [MC485]
<b>Aneto</b>	Cod. 901987 · [MC485]
<b>Arán</b>	Cod. 903059 · [MC485]



[325x325x16 mm.]

16



1 Base	Tile	4 Zanquin	String
2 Peldaño	Stair-tread	5 Rodapie	Skirting board
3 Esquina de peldaño	Stair-tread corner	6 Vierendeaguas	Wash

	Espesor (mm) Thickness (mm)	U.M.*	U.M./caja U.M./box	U.M./Palet U.M./Pallet	Pzs./U.M. Pcs./U.M.	Pzs./caja Pcs/box	Kg./U.M. Kg./U.M.	Kg./caja Kg./box	Kg./Palet Kg./Pallet
<b>Base 33x33</b> Tile 33x33	16	m <sup>2</sup> sqm	0,666	42,624	9	6	32,6	21,75	1391

\*Unidad de Medida. Los artículos medidos en M<sup>2</sup> o ML se sirven contando la junta normal entre piezas  
\*Unit of measure. Items measured in SQM or LM are delivered assuming average joint between pieces








# NATURALES CLASSIC

Piezas especiales Special pieces

## Colores / Colors



Mali



Aneto



Arán

### Peldaño ref. 24-33 Stair-tread ref. 24-33


<b>Mali</b>	Cod. 901252 · [PZ270]
<b>Aneto</b>	Cod. 901988 · [PZ270]
<b>Aran</b>	Cod. 903060 · [PZ270]



[325x330x53 x18 mm.]

### Esquina ref. 24 Stair-tread corner ref. 24


<b>Mali</b>	Cod. 901254 · [PZ535]
<b>Aneto</b>	Cod. 901989 · [PZ535]
<b>Aran</b>	Cod. 903062 · [PZ535]



[330x330x53 x18 mm.]

### Remate Edge

<b>Mali</b>	Cod. 901258 · [PZ335]
<b>Aneto</b>	Cod. 901994 · [PZ335]



[325x275x65 x25 mm.]

### Remate esq. ext. External corner


<b>Mali</b>	Cod. 901260 · [PZ555]
<b>Aneto</b>	Cod. 901996 · [PZ560]



[275x275x65 x24 mm.]

### Remate esq. int. Internal corner

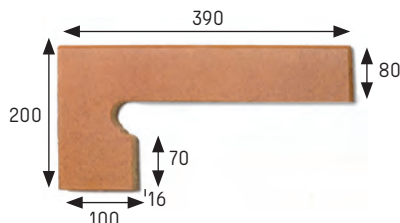
<b>Mali</b>	Cod. 901259 · [PZ555]
<b>Aneto</b>	Cod. 901995 · [PZ560]



[325x275x65 x24 mm.]

### Zanquin izda. String left side


<b>Mali</b>	Cod. 901256 · [PZ150]
<b>Aneto</b>	Cod. 901991 · [PZ150]
<b>Aran</b>	Cod. 903063 · [PZ150]



[390x80/200X100 x16 mm.]

### Zanquin dcha. String right side

<b>Mali</b>	Cod. 901255 · [PZ150]
<b>Aneto</b>	Cod. 901992 · [PZ150]
<b>Aran</b>	Cod. 903064 · [PZ150]



[390x80/200X100 x16 mm.]

### Rodapié 33 Skirting board 33

<b>Mali</b>	Cod. 901253 · [ML150]
<b>Aneto</b>	Cod. 901990 · [ML150]
<b>Aran</b>	Cod. 903061 · [ML150]



[325x80x16 mm.]

### Vierteaguas 33x33 Natural wash 33x33

<b>Mali</b>	Cod. 901257 · [PZ245]
<b>Aneto</b>	Cod. 901993 · [PZ245]
<b>Aran</b>	Cod. 903065 · [PZ245]



[325x330x40 x18 mm.]

Anchura recomendada de la junta de colocación: 6 - 8 mm  
A 6 - 8 mm wide installation joint is recommended.





Aneto 33x33

	Espeor (mm) Thickness (mm)	U.M.*	U.M./caja U.M./box	U.M./Palet U.M./Pallet	Pzs./U.M. Pcs./U.M.	Pzs./caja Pcs/box	Kg./U.M. Kg./U.M.	Kg./caja Kg./box	Kg./Palet Kg./Pallet
<b>Peldaño 24-33</b> Stair-tread 24-33	18	Pz. Pc.	6	216	1	6	4,4	26,4	950
<b>Esquina ref. 24</b> Stair-tread corner ref.24	18	Pz. Pc.	2	60	1	2	6	12	360
<b>Remate</b> Edge	25	Pz. Pc.	4	168	1	4	5	19,8	832
<b>Remate esq. ext.</b> External corner	24	Pz. Pc.	2	56	1	2	6,3	12,6	354
<b>Remate esq. int.</b> Internal corner	24	Pz. Pc.	2	60	1	2	7,4	14,8	444
<b>Zanquin izda.</b> String left	16	Pz. Pc.	10	300	1	10	1,3	13	390
<b>Zanquin dcha.</b> String right	16	Pz. Pc.	10	300	1	10	1,3	13	390
<b>Rodapié</b> Skirting board	16	ml lm	8	576	3	24	2,3	18	1296
<b>Vierteaguas 33x33</b> Wash 33x33	18	Pz. Pc.	6	216	1	6	4,3	25,8	928,8

\*Unidad de Medida. Los artículos medidos en M<sup>2</sup> o ML se sirven contando la junta normal entre piezas  
 \*Unit of measure. Items measured in SQM or LM are delivered assuming average joint between pieces