



Frozen



Frozen-W Lined


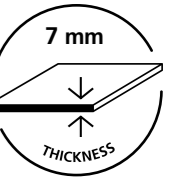


Essence Nut_15*90

Frozen

40 * 120 cm | 16 * 48"

33,3 * 100 cm | 13 * 39"




FROZEN



40 * 120 * 0,7 cm | 16 * 48"

RECTIFIED	NATURAL
	BN101
W	23375



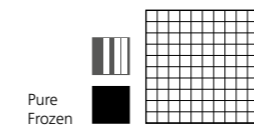
FROZEN PRISM



40 * 120 * 0,86 cm | 16 * 48"

RECTIFIED	NATURAL
	BN102
W	23376

D.WHITE MIX MOSAIC



30 * 30 cm | 12 * 12"

NO RECTIFIED	NATURAL
	P44
D.WHITE MIX MOSAIC	22615



19182 ALUMINIO/120 _ 120 * 0,5 cm | 48 * 0,2" _ P44

FROZEN




33,3 * 100 * 0,7 cm | 13 * 39"

RECTIFIED	NATURAL
	BN65
W	20585



10 * 100 * 0,7 cm | 3,9 * 39"


RECTIFIED	NATURAL
	BN105
W	23825




8 * 33,3 * 0,7 cm | 3 * 13"

RECTIFIED	NATURAL
	BN106
W	23826

FROZEN W | Lined




FROZEN LINED




33,3 * 100 * 0,7 cm | 13 * 39"

RECTIFIED	NATURAL
	BN66
W	22305

FROZEN W | Mosaic



FROZEN MOSAIC



33,3 * 100 * 0,7 cm | 13 * 39"

RECTIFIED	NATURAL
	BN66
W	21372



22245 ALUMINIO/100 _ 100*0,5 cm | 39 * 0,2" _ P42



26153 L. GOLDENMAT/100 _ 100 * 0,5 cm | 39 * 0,2" _ P42

CARACTERÍSTICAS TÉCNICAS | TECHNICAL CHARACTERISTICS

joint	wall tiles	gloss	thickness

EMBALAJE | PACKING

Formato Sizes	Cajas Boxes			Pallet			Cont./20' 21500 kg.	Cont./20' 24000 kg.	
	Piezas	m ² / sq.m	kg	Cajas	m ² / sq.m	kg			Tamaño cm aprox.
cm									
40 * 120 * 0,7	5	2,36	27,50	20	47,20	574	120 * 75 * 54	1767,94	1973,52
inch	Units	ft ²	lb	Boxes	ft ²	lb	Sizes inch approx.	ft ²	ft ²
15 9/16 * 46 15/16 * 1/4	5	25,40	60,64	20	508,06	1265,67	47 1/4 * 29 1/2 * 21 1/4	19030,15	21242,96

CARACTERÍSTICAS TÉCNICAS | TECHNICAL CHARACTERISTICS

joint	wall tiles	gloss	thickness

EMBALAJE | PACKING

Formato Sizes	Cajas Boxes			Pallet			Cont./20' 21500 kg.	Cont./20' 24000 kg.	
	Piezas	m ² / sq.m	kg	Cajas	m ² / sq.m	kg			Tamaño cm aprox.
cm									
33,3 * 100 * 0,7	6	2	26,60	24	48	663	118 * 110 * 48	1556,56	1737,56
inch	units	ft ²	lb	Boxes	ft ²	lb	Sizes Inch approx.	ft ²	ft ²
13 1/8 * 39 3/8 * 1/4	6	21,53	58,65	24	516,67	1461,92	46 7/16 * 43 5/16 * 18 7/8	16754,82	18703,06

(Los pesos aquí reflejados pueden sufrir ligeras variaciones en función del lote de producción. Weights shown here may slightly vary depending on the production lot.)



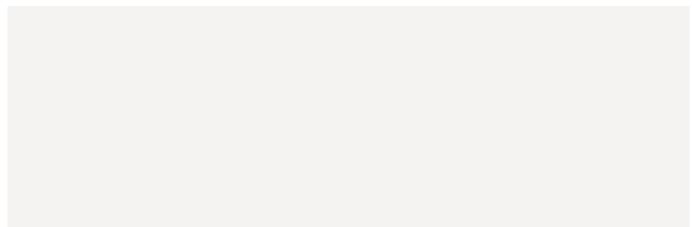
Frozen

Tycho-W Frozen-W_90
Shark-S_90*90 L



Frozen

32 * 90 cm | 13 * 36"

FROZEN W



TYCHO W



20347 L. IRON ANTHRACITE _ 1,5 * 90 cm | 0,6 * 36" _ P38



20348 L. IRON MOCCHA _ 1,5 * 90 cm | 0,6 * 36" _ P38



17317 L. NORIAN-N/90/R _ 0,8 * 90 cm | 0,3 * 36" _ P32



07021 ACERO/90 _ 1,5 * 90 cm | 0,6 * 36" _ P30


FROZEN



32 * 90 * 1,05 cm | 13 * 36" 33 * 91 * 1,05 cm | 13 * 36"

RECTIFIED	NATURAL BN29		NO RECTIFIED	NATURAL BN21
W	17393		W	17131

TYCHO



32 * 90 * 1,05 cm | 13 * 36" 33 * 91 * 1,05 cm | 13 * 36"

RECTIFIED	NATURAL BN36		NO RECTIFIED	NATURAL BN25
W	19868		W	19397

D.PURE MOSAIC



30 * 30 cm | 12 * 12"

NO RECTIFIED	NATURAL P64
D. PURE MOSAIC	22332

CARACTERÍSTICAS TÉCNICAS | TECHNICAL CHARACTERISTICS

joint	wall tiles	gloss

EMBALAJE | PACKING

(Los pesos aquí reflejados pueden sufrir ligeras variaciones en función del lote de producción. Weights shown here may slightly vary depending on the production lot.)

Formato Sizes	Cajas Boxes			Pallet			Tamaño cm aprox.	Cont./20' 21500 kg.	Cont./20' 24000 kg.
	Piezas	m2/ sq.m	kg	Cajas	m2/ sq.m	kg			
cm									
32 * 90 * 1,05	4	1,15	20,90	56	64,40	1194	120 * 80 * 105	1159,63	1294,47
33 * 91 * 1,05	4	1,20	21,80	51	61,20	1136	120 * 80 * 106	1158,27	1292,96
inch	Units	ft2	lb	Boxes	ft2	lb	Sizes inch approx.	ft2	ft2
12 5/8 * 35 7/16 * 7/16	4	12,38	46,08	56	693,20	2632,77	47 1/4 * 31 1/2 * 41 5/16	12482,27	13933,70
13 * 35 13/16 * 7/16	4	12,92	48,07	51	658,76	2504,88	47 1/4 * 31 1/2 * 41 3/4	12467,67	13917,40